


CONVEYOR AND PROCESS BELTS
TECHNICAL DATA SHEET

CODE	NA49	TYPE	2MT5 U0-V3 N
-------------	-------------	-------------	---------------------

COMPOSITION			
Conveying surface	Material	PVC 70 Sh.A (±5)	
	Thickness	0.30 mm	0.012 in.
	Surface pattern	Smooth	
	Colour	Black	
	Coefficient of friction	LF	
Textile carcass	Material	Polyester (PET)	
	Plies no.	2	
	Weft type	Combined	
Driving surface	Material	Fabric with polyurethane (TPU) impregnation	
	Thickness	--- mm	--- in.
	Surface pattern	LdB fabric	
	Colour	White	

TECHNICAL SPECIFICATIONS			
Total thickness	1.80 mm	0.07 in.	
Weight	2.00 kg/m ²	0.41 lbs./sq.ft	
Elongation at 1%	6 N/mm	34.0 lbs./in.	
Max. admissible pull	12 N/mm	69.0 lbs./in.	
Temperature resistance ⁽¹⁾	min.	-10 °C	14 °F
	max.	60 °C	140 °F
⁽¹⁾ Use of the belt with limit values may reduce its life.			
Minimum radius / diameter ⁽²⁾			
■ Knife edge minimum radius	no		
■ Bending roller min. diameter	20 mm	0.79 in.	
■ Counter-bending roller min. diameter	25 mm	0.98 in.	
⁽²⁾ The above mentioned values depend on the type of CHIORINO joint recommended.			
Coefficient of friction on driving surface			
■ Raw steel sheet	0.20 [-]		
■ Laminated plastic/wood	0.25 [-]		
■ Steel roller	0.20 [-]		
■ Rubberized roller	0.30 [-]		
Max. production width	3000 mm	118 in.	

SUITABLE FOR	
Textile: inspecting machines	
Paper industry: tissue	
Packaging	
Supermarkets check-outs	
Materials handling	



FEATURES	
Humidity influence	no
Suitable to metal detector	no
Permanent antistatic dynamically (UNI EN ISO 21179)	yes
Static conductivity (UNI EN ISO 284)	no
Conveying on skid bed	yes
Conveying on rollers	yes
Conveying on skid bed on top and return	no
Troughed conveying	yes
Swan neck conveying	no
Inclined conveying	no
Accumulators belts	yes
Curved conveyor	yes
Chemical resistances link	2

COMPLIANCES	
REACH EC 1907/2006 Regulation and Amendments	
Flame Retardant UL94HB Horizontal Burning	

NOTES	

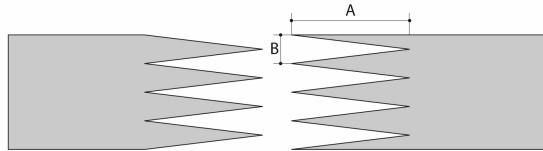
Issue: 24-07-2009

Last Update: 29-07-2021

DISCLAIMER
 The information contained in this document describes the features of the CHIORINO product as tested in a laboratory environment at a temperature of +23 degrees °C at 50% relative humidity. It does not necessarily reflect the conditions of industrial use and it does not guarantee the product to be suitable for certain applications. The client remains liable for the proper selection and correct use of the CHIORINO product. CHIORINO cannot be held responsible should damages arise from the use of its products. Necessary alterations to this data can be made without prior notice.

CODE **NA49** TYPE **2MT5 U0-V3 N**

Recommended joining procedure **SINGLE Z - 80 x 10 mm**



A = 80 mm
B = 10 mm

Other joining methods can be used:

- DIAGONAL SINGLE Z
- DOUBLE Z - 50 x 12 mm
- SKIVED JOINT '1'

Check our general catalogue to get further info on CHIORINO joining methods.

• Pressing

Heating press **P \ PL \ PLS**

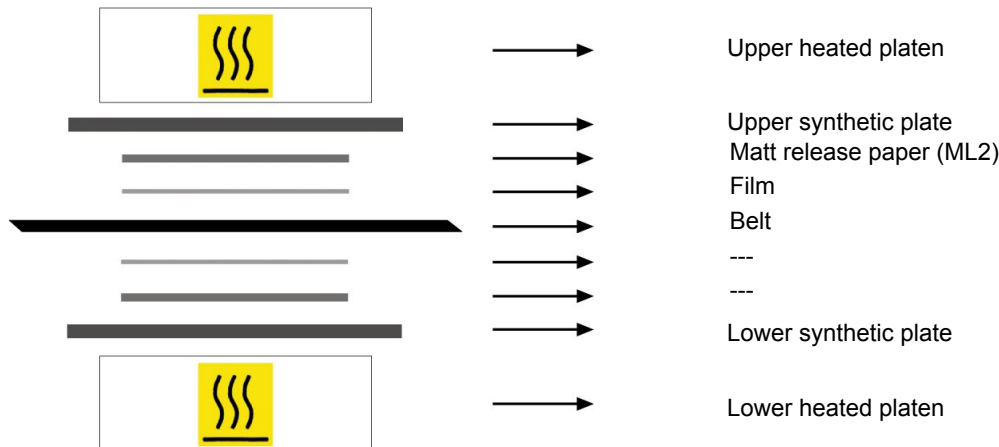
Press settings	
Upper platen temperature	165 °C
Lower platen temperature	165 °C
Temperature gauge setting	165 °C
Curing time in press	3 min.
Pressure	3 bar
Film	TC28 - Black PVC film
Cement	---

1. Use the KM330 thermometer to check the effective temperature inside the belt. Place the thermometer gauge as shown by the drawing at side.



2. Allow the cooling cycle to be completed before removing the belt from the press.
3. A reliable strength of the joint is ensured, providing that temperatures reached by the press are those indicated in the table at side. A periodical inspection of the thermostats is recommended, to make sure they function correctly.

• Layout of components



• Notes

Issued: 25-10-2004

Last Update: 30-01-2014

DISCLAIMER

The information contained in this document describes the features of the CHIORINO product as tested in a laboratory environment at a temperature of +23 degrees °C at 50% relative humidity. It does not necessarily reflect the conditions of industrial use and it does not guarantee the product to be suitable for certain applications. The client remains liable for the proper selection and correct use of the CHIORINO product. CHIORINO cannot be held responsible should damages arise from the use of its products. Necessary alterations to this data can be made without prior notice.