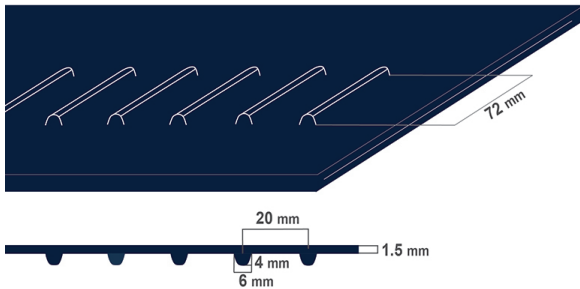


CODE NA1461F_D6

TYPE
Compact Minidrive 15/20 blue DET
COMPOSITION



Description	Compact belt with traction core treated to avoid waving, timing profile on the drive side		
Material	Polyurethane (TPU)		
Thickness	1.50 mm	0.06 in.	
Weight	1.70 kg/m ²	+ 0.11 kg/m	(for row of teeth)
	0.35 lbs./sq.ft	+ 0.07 lbs./ft	(for row of teeth)
Surface pattern	Smooth		
Colour	Dark blue		
Coefficient of friction	MF		

TECHNICAL SPECIFICATIONS

Elongation at 1%	5 N/mm	29 lbs./in.	
Pitch	20 ± 0.4 mm	0.79 ± 0.16 in.	
Temperature resistance ⁽²⁾	min.	-30 °C	-22 °F
	max.	+90 °C	194 °F
⁽¹⁾ Use of the belt with limit values may reduce its life			
Max. production width	800 mm	31 in.	
Minimum roller diameter:			
■ Bending roller	25 mm	1.0 in.	
■ Counter-bending roller	60 mm	2.4 in.	
Coefficient of friction:			
■ Stainless steel - dry/wet	0.50/0.42 [-]		
■ UHMW ⁽²⁾ - dry/wet	0.42/0.35 [-]		

⁽²⁾UHMW = Ultra High Molecular Weight

FEATURES

Humidity influence	no
Suitable to metal detector	no
Permanent antistatic dynamically (UNI EN ISO 21179)	no
Static conductivity (UNI EN ISO 284)	no
C.I.P. (Clean In Place)	yes
Conveying on plastic strips UHMW ⁽²⁾	yes
Conveying on rollers	yes
Troughed conveying	no
Swan neck conveying	no
Inclined conveying	no
Accumulators belts	no
Curved conveyor	no
Chemical resistances link	12

COMPLIANCE

REACH EC 1907/2006 Regulation and Amendments
 EC 1935/2004 Regulation and Amendments
 EC 2023/2006 Regulation and Amendments
 EU 10/2011, 2017/752 Regulation and Amendments
 HACCP (Hazard Analysis and Critical Control Points)
 FDA (Food and Drug Administration)


SUITABLE FOR

Food industry
 Packaging

NOTES

Issue: 08-05-2018

Last Update: 17-12-2018

DISCLAIMER

The information contained in this document describes the features of the CHIORINO product as tested in a laboratory environment at a temperature of +23 degrees °C at 50% relative humidity. It does not necessarily reflect the conditions of industrial use and it does not guarantee the product to be suitable for certain applications. The client remains liable for the proper selection and correct use of the CHIORINO product. CHIORINO cannot be held responsible should damages arise from the use of its products. Necessary alterations to this data can be made without prior notice.

CODE

TYPE

Recommended joining procedure

Other joining methods can be used:

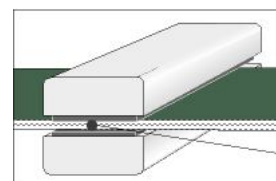
Check our general catalogue to get further info on CHIORINO joining methods.

• Pressing

Heating press

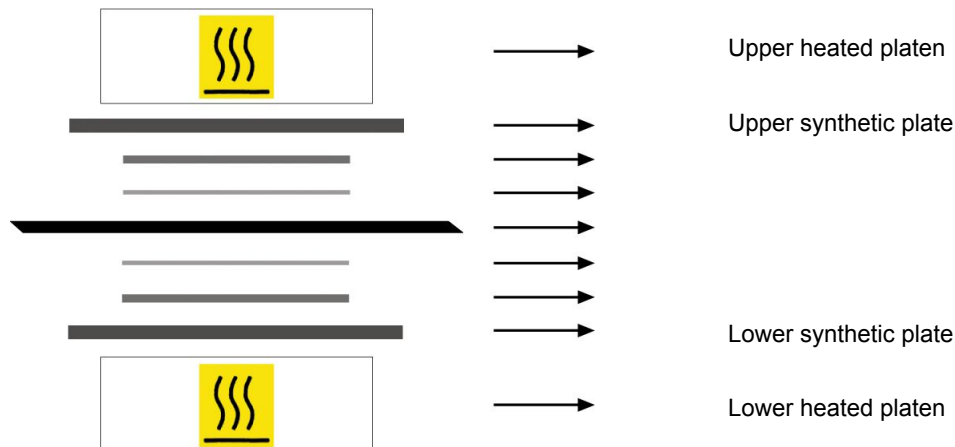
Press settings	
Upper platen temperature	°C
Lower platen temperature	°C
Temperature gauge setting	°C
Curing time in press	min.
Pressure	bar
Film	
Cement	

1. Use the KM330 thermometer to check the effective temperature inside the belt. Place the thermometer gauge as shown by the drawing at side.



2. Allow the cooling cycle to be completed before removing the belt from the press.
3. A reliable strength of the joint is ensured, providing that temperatures reached by the press are those indicated in the table at side. A periodical inspection of the thermostats is recommended, to make sure they function correctly.

• Layout of components



• Notes

Issued:

Last Update:

DISCLAIMER

The information contained in this document describes the features of the CHIORINO product as tested in a laboratory environment at a temperature of +23 degrees C at 50% relative humidity. It does not necessarily reflect the conditions of industrial use and it does not guarantee the product to be suitable for certain applications. The client remains liable for the proper selection and correct use of the CHIORINO product. CHIORINO cannot be held responsible should damages arise from the use of its products. Necessary alterations to this data can be made without prior notice.